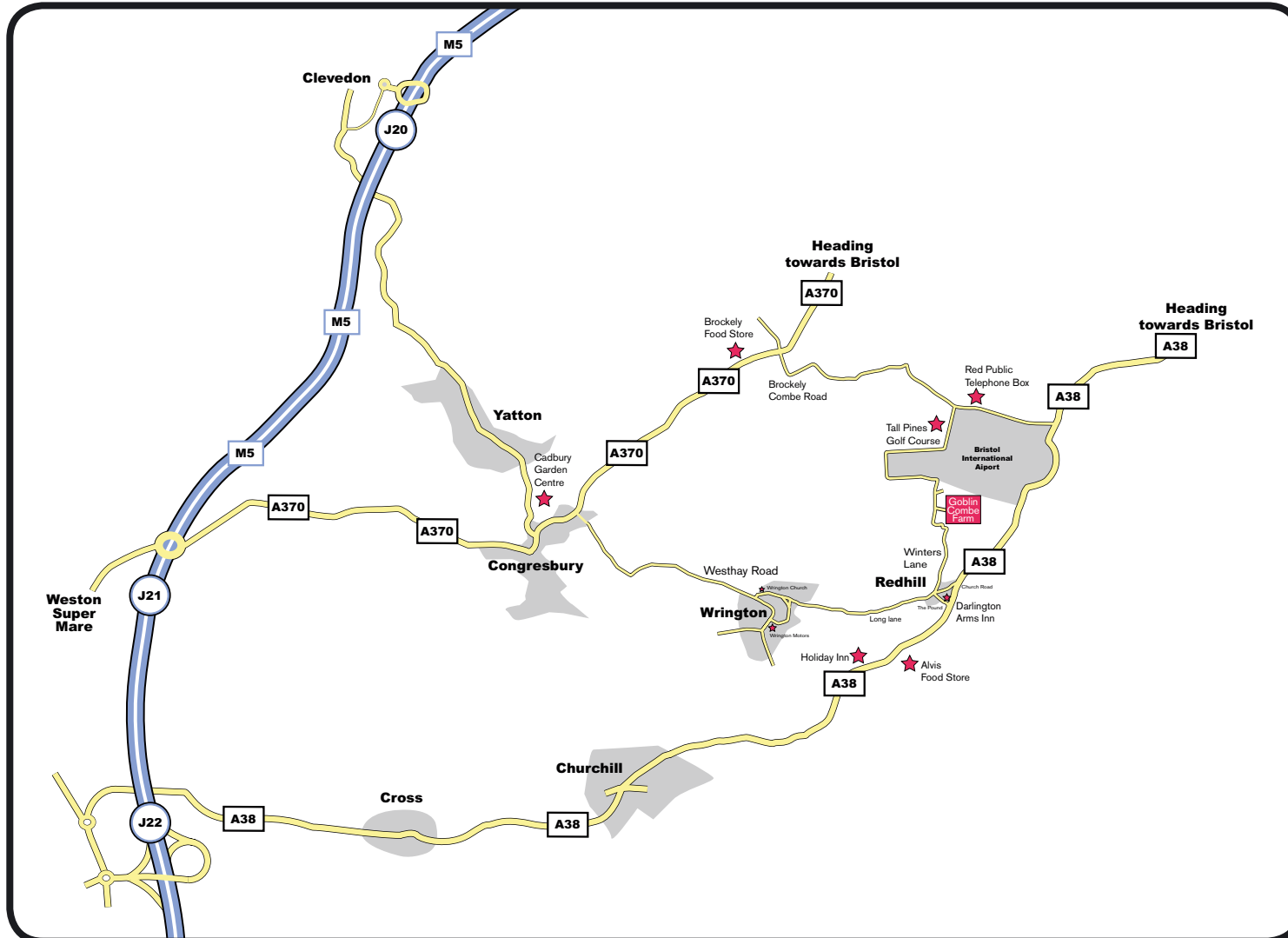


Directions From London

140 Miles 3 Hours 20 Mins (approximated)

goblincombefarm.com

bristol airport parking



Arriving Before 8am?

When you are 10 minutes away from Goblin Combe Farm, please telephone 07884431316. This is so your transport to Bristol Airport can wait for you when dealing with other customers at a similar arrival time.

Please also remember to place your car reference in your car window and hand the order reference to the mini bus driver.

Have a safe journey.

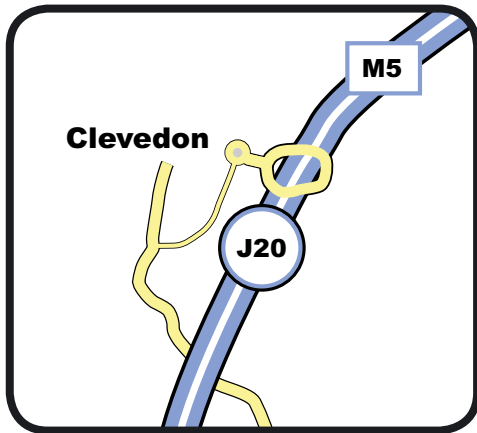
Directions From London

140 Miles 3 Hours 20 Mins (approximated)

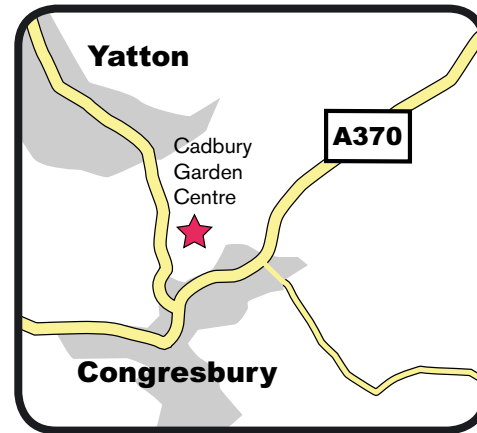
goblincombefarm.com

bristol airport parking

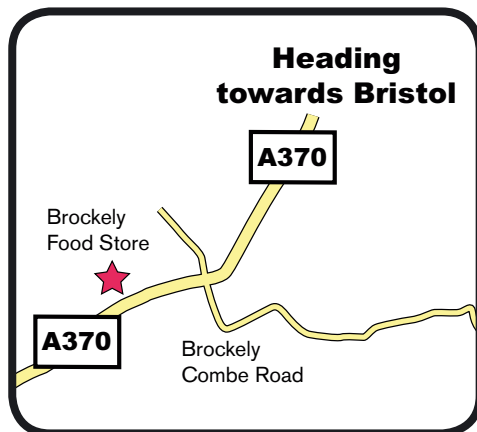
Part 1



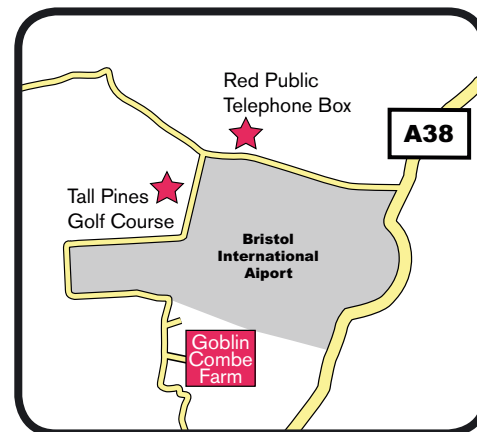
Part 2



Part 3



Part 4



Our Suggested Directions

- Head West on the M4 Motorway
- Leave the M4 at junction 20 (signposted The South West, The Midlands)
- Keep in left hand lane to join M5, then join the M5 motorway (signposted The South West)
- Leave the M5 at junction 20 (signposted Clevedon, Nailsea), then at roundabout take the 2nd exit onto Ettlingen Way - B3133 (signposted Clevedon)
- Head towards Clevedon on Ettlingen Way
- At the roundabout take the 1st exit. Central Way
- Stay on Central Way until you get to a small roundabout. You should see Tesco's in front of you
- At the roundabout take the 1st exit, Kenn Road - B3133 (signposted Yatton, Congresbury)
- Continue forward onto Kenn Road - B3133. Entering Kenn
- At the roundabout take the 1st exit onto North End - B3133. Entering Yatton. Travel through Yatton and past Cadbury Garden Centre
- At traffic signals turn left onto Bristol Road - A370 (signposted Bristol)
- Stay on A370, Through Congresbury, Cleeve, passing Cleeve Nursery on your Right. On your left you should see Brockley Veg Store • At the traffic lights turn right into Brockley Combe Road
- Continue on Brockley Combe Road. For several minutes. Past Fountain Forestry.
- Just after Combe Garage turn right into Cooks Bridle Path. Signposted 'Tall Pines Golf Course'. You will see a Red Telephone Box Just in front of you.
- Continue around the back of Bristol Airport. After approx. 1.7 miles turn left (signposted Goblin Combe Farm)