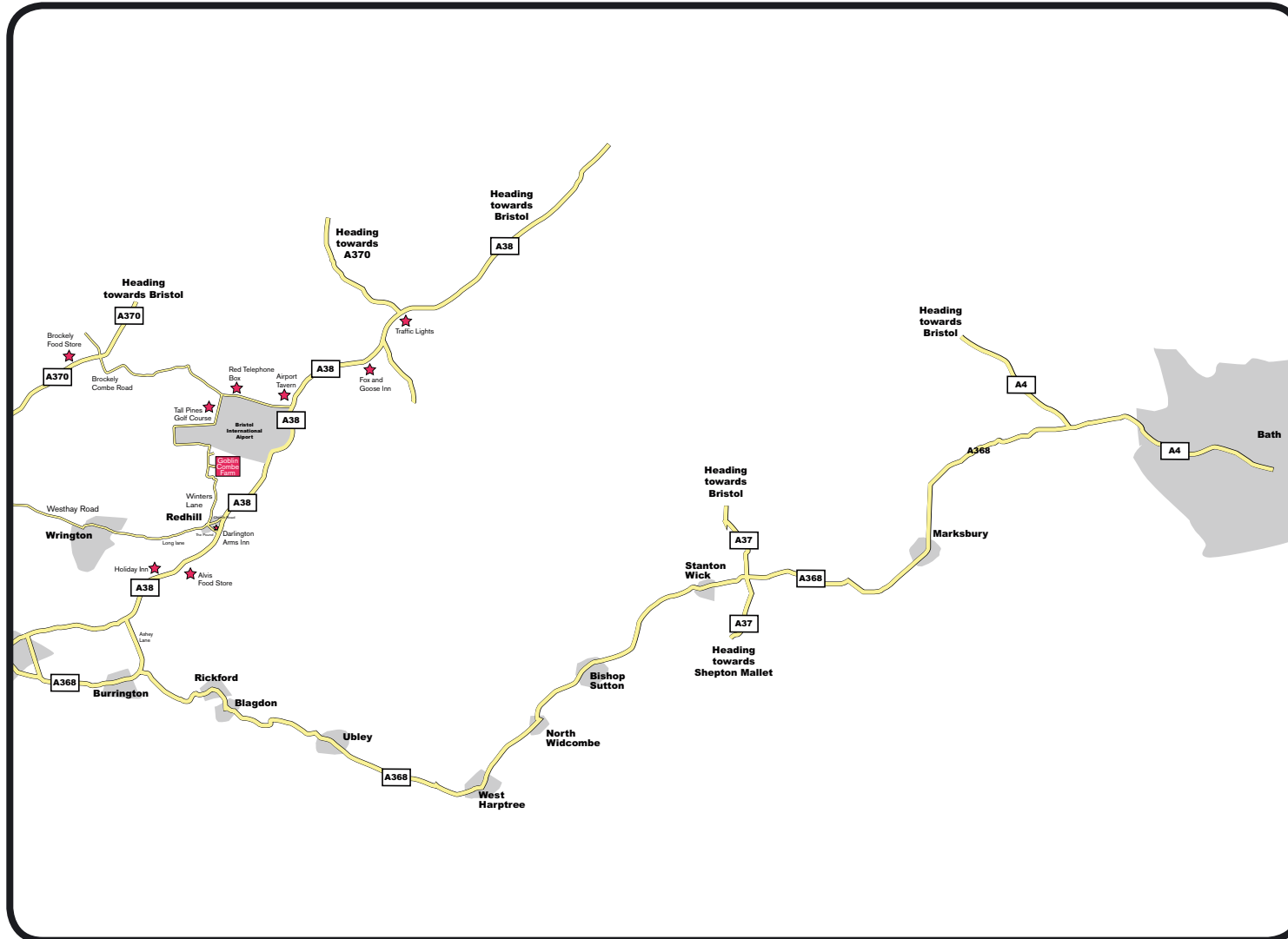


Directions From Bath

55 Miles 1 Hour (approximated from Bath Centre)

goblincombefarm.com

bristol airport parking



Arriving Before 8am?

When you are 10 minutes away from Goblin Combe Farm, please telephone 07884431316. This is so your transport to Bristol Airport can wait for you when dealing with other customers at a similar arrival time.

Please also remember to place your car reference in your car window and hand the order reference to the mini bus driver.

Have a safe journey.

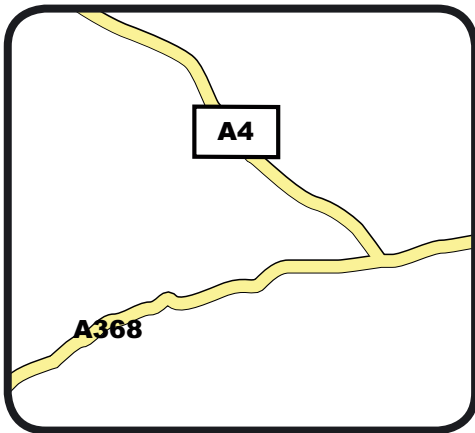
Directions From Bath

55 Miles 1 Hour (approximated from Bath Centre)

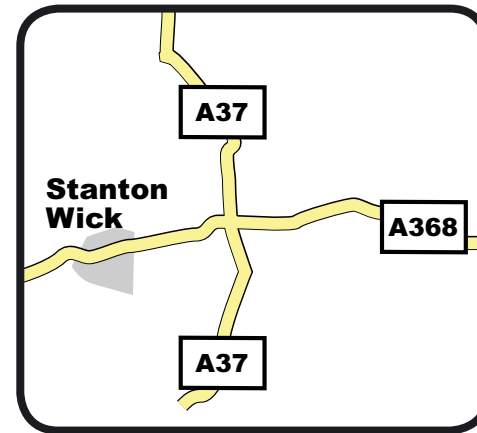
goblincombefarm.com

bristol airport parking

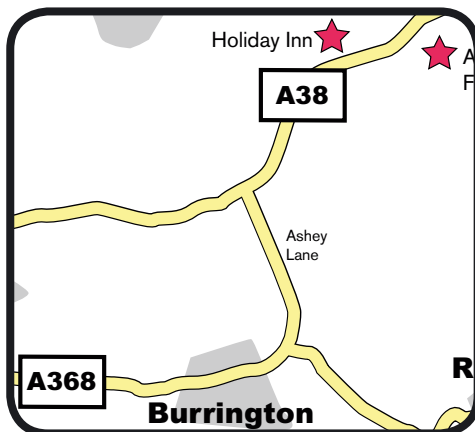
Part 1



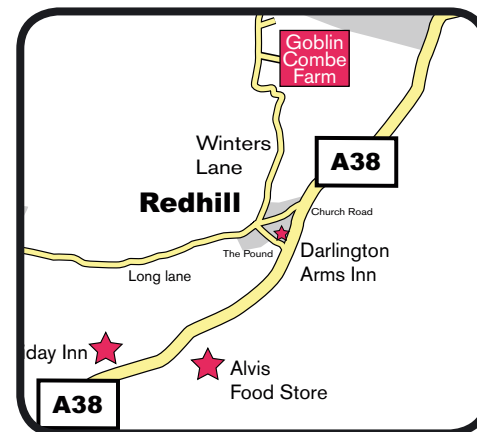
Part 2



Part 3



Part 4



Our Suggested Directions

- Head West on the A4
- At roundabout take the 2nd exit (signposted Wells)
- Continue forward onto the A39
- Bear left onto the A39. Entering Corston
- Continue forward onto the A39. Entering Marksbury
- Continue forward onto the A368 (signposted Weston)
- Continue forward onto the A368. Entering Chelwood
- At Chelwood Bridge roundabout take the 2nd exit onto the A368 (signposted Weston s Mare)
- Continue forward onto Wick Road - A368. Entering Bishop Sutton
- Continue forward onto the A368. Entering West Harptree
- Bear left onto the A368. Entering Compton Martin
- Continue forward onto Cleeve Hill - A368. Entering Ubley
- Continue forward onto Bath Road - A368. Entering Blagdon
- Continue forward onto the A368. Entering Rickford
- Turn right onto Ashley Lane (signposted Wrington)
- At T-junction turn right onto the A38 (signposted Bristol)
- Continue forward onto Redhill - A38. Entering Redhill.
- You will pass Holiday Inn on your left and then pass Alvis Farm Shop on your right. Continue up the hill
- As you travel up the hill prepare to turn left in to the Pound. You will see the
Darlington Arms on left. If you miss this turning take the next possible left in to Church Road.
- Continue along the Pound until the end. At the staggered cross roads Cross over and enter Winters Lane.
- Continue up Winters Lane for approx. 1.3 miles turn right (signposted Goblin Combe Farm)